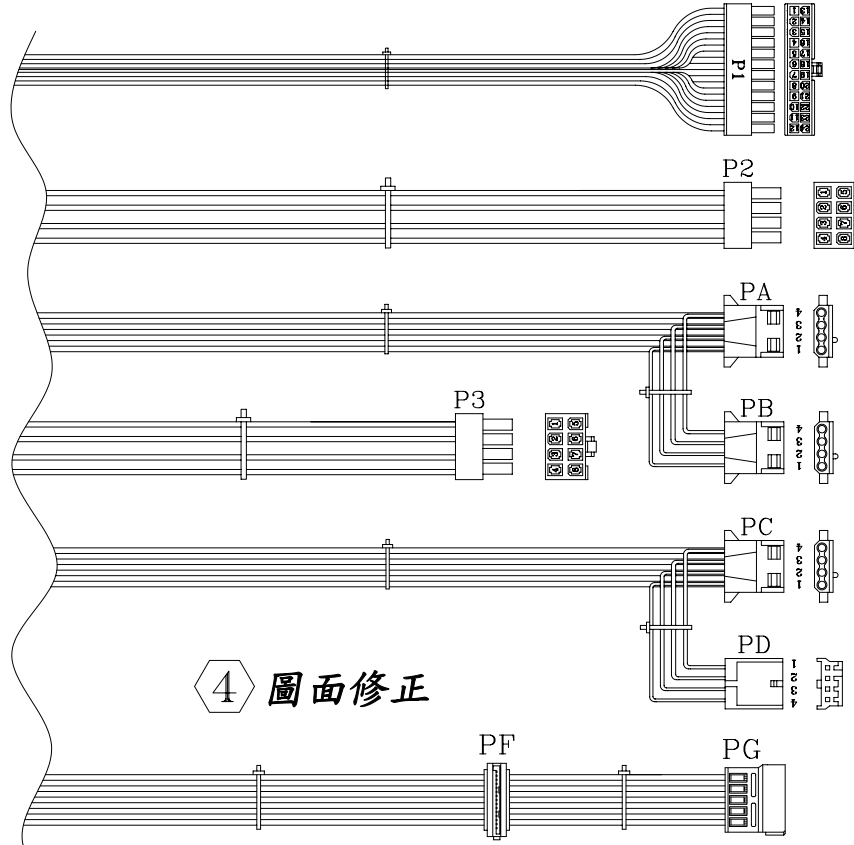
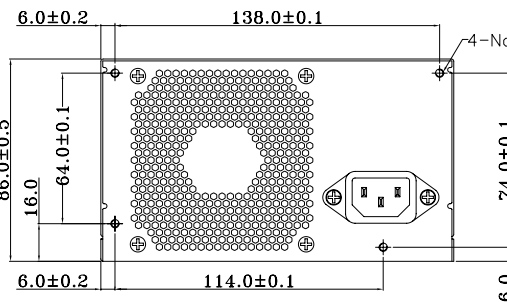
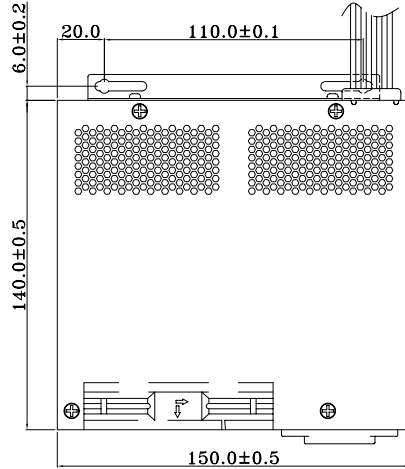
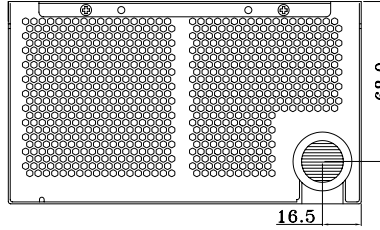
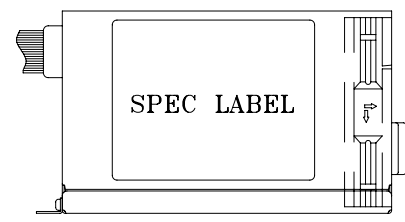


4

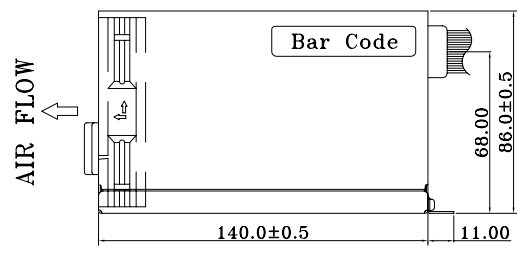
REF. ID.	PIN NO.	SIGNAL	WIRE COLOR	GAUGE	CONNECTOR TYPE	CABLE LENGTH
P1	1	+3.3VDC	ORANGE	18	MOLEX 39-01-2240 or EQUIV.	350±15mm
	2	+3.3VDC	ORANGE	18		
	3	COM	BLACK	18		
	4	+5VDC	RED	18		
	5	COM	BLACK	18		
	6	+5VDC	RED	18		
	7	COM	BLACK	18		
	8	PW-ON	GRAY	22		
	9	+5Vsb	PURPLE	18		
	10	+12V2	YELLOW	18		
	11	+12V2	YELLOW	18		
	12	+3.3VDC	ORANGE	18		
	13	+3.3VDC	ORANGE	18		
	13	+3.3V _{Sense}	BROWN	22		
	14	-12VDC	BLUE	22		
	15	COM	BLACK	18		
	16	PS-ON	GREEN	22		
	17	COM	BLACK	18		
	18	COM	BLACK	18		
	19	COM	BLACK	18		
	20	-5VDC	WHITE	22		
	21	+5VDC	RED	18		
	22	+5VDC	RED	18		
	23	+5VDC	RED	18		
24	COM	BLACK	18			
P2	1	COM	BLACK	18	MOLEX 39-01-2080 or EQUIV.	350±15mm
	2	COM	BLACK	18		
P3	3	COM	BLACK	18	AMP 1-480424-0 or EQUIV.	350±15mm
	4	COM	BLACK	18		
	5	+12V1	Yel/Black	18		
PA	6	+12V1	Yel/Black	18	AMP 1-480424-0 or EQUIV.	155±10mm
	7	+12V1	Yel/Black	18		
	8	+12V1	Yel/Black	18		
PB	1	+12V2	YELLOW	18	AMP 171822-4 or EQUIV.	155±10mm
	2	COM	BLACK	22		
	3	COM	BLACK	22		
PC	4	+5V	RED	18	MOLEX SD-67926-0011 or EQUIV.	350±15mm
	1	+12V2	YELLOW	18		
	2	COM	BLACK	18		
PD	3	COM	BLACK	22	MOLEX SD-67582-001 or EQUIV.	155±10mm
	4	+12V2	YELLOW	22		
	1	+3.3VDC	ORANGE	18		
PF	2	COM	BLACK	18	MOLEX SD-67582-001 or EQUIV.	155±10mm
	3	+5V	RED	18		
	4	COM	BLACK	18		
PG	5	+12V2	YELLOW	18	MOLEX SD-67582-001 or EQUIV.	155±10mm
	1	+3.3VDC	ORANGE	18		
	2	COM	BLACK	18		



4 圖面修正



AIR FLOW →



AIR FLOW ←

- NOTE:
1. ALL THE LENGTH OF OUTPUT WIRES EXCLUDE HOUSING.
 2. 產地標籤依業務指示加貼.

UNIT:mm

P/N.:9PA500BC00

MODEL NO. : FSP500-70PFL(SK)(STD001)		TITLE: ASSY	SHEET: 1 OF 1	REV:04
R&D(2)	PE	DRAWN	DATE	
		樂家龍	Jul.30.2018	
INTERIOR COUNTERSIGN:				