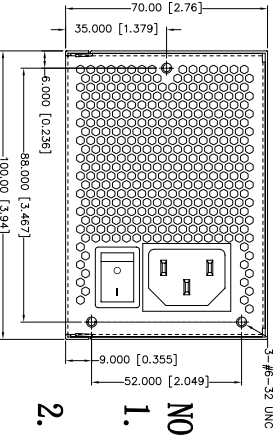
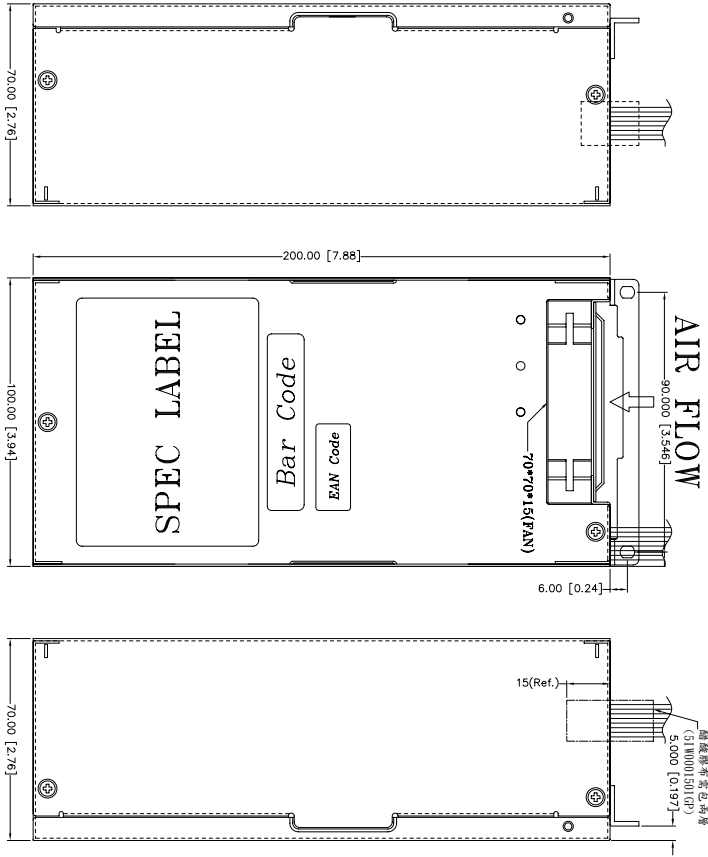
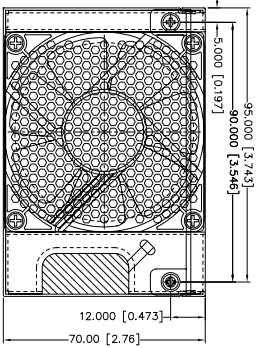


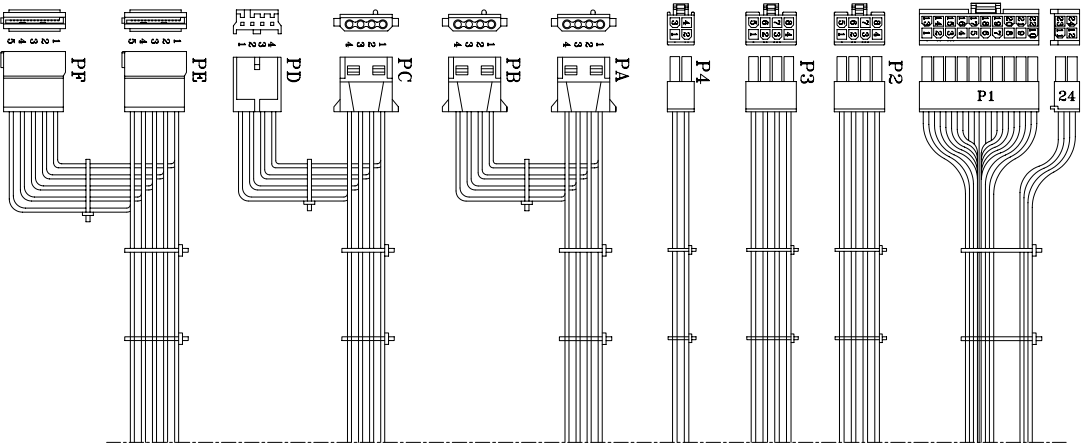
外觀圖





NOTE:

1. ALL THE LENGTH OF OUTPUT WIRES EXCLUDE HOUSING.
2. 公差: .XX=±0.5 [0.02]、.XXX=±0.25 [0.01]



REF. ID.	PN No.	SIGNAL.	WIRE COLOR	GAUGE	CONNECTOR TYPE	CABLE LENGTH
1		+3.3V	ORANGE	18	WST	500±15mm
2		+3.3V	ORANGE	18	P20	
3		COM	BLACK	18	142002K11D	
4		COM	BLACK	24	+P4	
5		+5V	RED	18	142002K11D	
6		COM	BLACK	18	or EQUIV.	
7		+5V	RED	18		
8		COM	BLACK	18		
9		PW-OK	GRAY	24		
10		+5Vsb	PURPLE	18		
11		+12V	YELLOW	18		
12		+3.3V	ORANGE	18		
13		+3.3V ¹	ORANGE	18		
14		+12V	BLUE	24		
15		COM	BLACK	24		
16		PS-ON	GREEN	24		
17		COM	BLACK	18		
18		COM	BLACK	18		
19		COM	BLACK	18		
20		-5V	WHITE	24		
21		+5V	RED	18		
22		+5V	RED	18		
23		+5V	RED	18		
24		COM	BLACK	18		
1		COM	BLACK	18	MOLEX	500±15mm
2		COM	BLACK	18	39-01-	
3		+12V	YELLOW	18	2040	
4		+12V	YELLOW	18	or EQUIV.	
1		+12V	YELLOW	20	WST	500±15mm
2		COM	BLACK	20	P4-A10202	
3		COM	BLACK	20	or EQUIV.	
4		+5V	RED	20		
1		+12V	YELLOW	20	WST	150±10mm
2		COM	BLACK	20	P4-A10202	
3		COM	BLACK	20	or EQUIV.	
4		+5V	RED	20		
1		+12V	YELLOW	20	WST	500±15mm
2		COM	BLACK	20	P4-A10202	
3		COM	BLACK	20	or EQUIV.	
4		+5V	RED	20		
1		+3.3V	ORANGE	20	MOLEX	500±15mm
2		COM	BLACK	20	SP-67582	
3		+5V	RED	20	-001	
4		COM	BLACK	20	or EQUIV.	
5		+12V	YELLOW	20		
1		+3.3V	ORANGE	20	MOLEX	150±10mm
2		COM	BLACK	20	SP-67582	
3		+5V	RED	20	-001	
4		COM	BLACK	20	or EQUIV.	
5		+12V	YELLOW	20		

P/N:9PA500CP01

MODEL NO.: FSP500-50WCB(F660001)	TITLE: ASSY	SHEET: 1 OF 1	REV:01
R&D(2)	DRAWN	DATE	
PE	周書宇	FEB.13.2020	
INTERIOR COUNTERSIGN:			

UNIT:mm